

TECHNICAL DATA SHEET

EDITION: NOVEMBER 2022

A001 | **DECONYL FLAT**

REPLACES ALL EARLIER VERSIONS

paints
for internal walls



DECONYL FLAT

interior emulsion paint

- excellent coverage
- high hiding power
- exceptionally uniform matt finish

Emulsion paint suitable for interior surfaces. Suitable for plaster, gypsum board, concrete, brick, etc. after careful surface preparation. This low sheen emulsion paint covers imperfections on walls efficiently offering a uniform finish. An easy to use paint with high coverage. Provides a smooth velvet finish. Being ammonia-free, this paint is practically odourless. Ideal for your home, hotels, offices.



COVERAGE
11±2m ² /L
FINISH
MATT
THINNING
10-20% WATER
DRYING TIMES
1-2 hours*
RECOATING TIMES
2-4 hours*
RECOMMENDED NUMBER OF COATS
1-2 coats
TOOLS
roller, brush or airless spray gun

* Lower temperatures or higher relative humidity will prolong drying and recoating times.

TECHNICAL CHARACTERISTICS

TYPE	COPOLYMER PVA-V _e oV _a	
SPECIFIC GRAVITY	WHITE	1,45 ±0,05g/cm ³
	BASE 01	1,43 ±0,05g/cm ³
	BASE 02	1,37 ±0,05g/cm ³
	BASE 03	1,36 ±0,05g/cm ³
SOLIDS w/w (ISO 3251-03)	60±2 % *	
SOLIDS w/v (ISO 3233-98)	50±3 % *	
VISCOSITY (ASTM D 562-05 @ 25°C)	KU 110±10 *	
APPLICATION VISCOSITY (ASTM D 562-05 @ 25°C)	KU 75±15 *	
pH	8,20±0,30	
HIDING POWER (ISO 3905)	97% 150µm wet film*	
WHITENESS INDEX (ASTM E 313-05)	≥ 88 *	
YELLOWNESS INDEX (ASTM E 313-05)	≤ 0,5 *	
WASH/SCRUB RESISTANCE (ASTM D 2486-06)	>4.000 stokes	
GLOSS (60°) (ISO 2813-99)	2,5±0,5 *	
GLOSS (85°) (ISO 2813-99)	5±2 *	
RECOMMENDED DRY FILM THICKNESS	75µm (±5µm) / 2 coats	
ACCELERATED AGEING RESISTANCE (ASTM D 1849-03)	10/10 (1 month, 50°C)	
APPLICATION TEMPERATURE	min 5°C-max 30°C	

*valid only for white.

DIRECTIVE 2004/42/CE

EU Limit value for this product in a ready-to-use condition (cat A/a: Interior matt walls and ceilings (Gloss <25@60°): 30 g/L (2010). This product contains max: 29 g/L VOC.

D.G.K. PELLACHROM RIZARI AREA-EDESSA-58200, GREECE

T: +30 23810 26868 **F:** +30 23810 27707

www.pellachrom.gr | info@pellachrom.gr

|Page 1 of 2|

PELLACHROM
DECORATIVE & MARINE COATINGS

TECHNICAL DATA SHEET

EDITION: NOVEMBER 2022

A001 | **DECONYL FLAT**

REPLACES ALL EARLIER VERSIONS

paints
for internal walls






SURFACE PREPARATION

Carefully prepare surface to obtain good results. Surface must be clean, dry and free from defective or non-cohesive material, dust, oils and salts.

- ▶ **Surfaces in sound condition:**
Apply 2 coats of DECONYL FLAT.
- ▶ **New plaster, concrete, brick, cement:**
 - Prime with FERM H₂O or A50 PRIMER. Apply 2 coats of DECONYL FLAT.
 - Prime with AQUAFERM. Apply 1-2 coats of DECONYL FLAT.
- ▶ **New gypsum board or putty:**
 - Prime with FERM H₂O or A50 PRIMER. Apply 2 coats of DECONYL FLAT.
 - Prime with AQUAFERM. Apply 1-2 coats of DECONYL FLAT.
- ▶ **Old water-based or lime paints:**
Prime with FERM H₂O thinned up to 50% with water. Apply 2 coats of DECONYL FLAT.

INTENDED USE

	PLASTER
	CONCRETE/ CEMENT
	GYSPUM BOARD/ PUTTY

APPLICATION

- ▶ Stir well before and during application.
- ▶ Allow newly poured concrete to cure for 30 days, then prime with FERM H₂O.

USEFUL INFORMATION

- ▶ Allow 30-40 days before coating new plaster or concrete.
- ▶ Do not paint when ambient temperature is below 5°C or over 30°C.
- ▶ Allow 20-30 days before washing newly painted surfaces.
- ▶ Tint with BASICTOUCH base emulsion paints.
- ▶ Tints are created exclusively using DECONYL FLAT bases in our COLORTOUCH tinting system. The addition of special COLORTOUCH COLORANTS is indispensable.

PACKAGING

- ▶ White. Containers of 750ml, 3L and 10L.
- ▶ Bases (01, 02,03): Containers of 750ml, 3L and 10L.

- ▶ Create thousands of different colour tints with our COLORTOUCH Tinting System. To ensure product quality, tint always the Base recommended by D.G.K. Pellachrom Tinting System.

STORAGE

Two (2) years if unopened and stored under normal storage conditions. Once opened, seal well and store in a closed place at room temperature between 5-30°C. Keep tightly closed after application for future use. Store in a cool place. Protect against freeze and direct sunlight.

CLEAN-UP / DISPOSAL

Keep your tools wet inside the can when not painting. Rub excess paint off your tools on the side of the can after paint application. Clean tools with hot water and soap immediately after use. Do not empty washing liquids into the water table. Always handle empty containers and product carefully. Do not pour leftover product down the drain. Strictly follow local, regional, national regulations and legislation on the disposal of products and empty containers.

HEALTH & SAFETY

Read carefully the safety instructions on the label. For more information, consult the Safety Data Sheet.



D.G.K. PELLACHROM RIZARI AREA-EDESSA-58200, GREECE

T: +30 23810 26868 **F:** +30 23810 27707

www.pellachrom.gr | info@pellachrom.gr

|Page 2 of 2|

PELLACHROM
DECORATIVE & MARINE COATINGS