

TECHNICAL DATA SHEET

EDITION: SEPTEMBER 2023

A051 | **A51 PRIMER (FERM H₂O)**

REPLACES ALL EARLIER VERSIONS

waterproofing
materials & primers



M51 PRIMER (FERM H₂O)

acrylic micro-molecular
micronized water-based primer

- odorless, ideal for interior and exterior surfaces
- strong adhesion
- isolating and waterproofing



Transparent acrylic micronized water-based primer, ideal for interior and exterior use. Suitable for the preparation of absorbing surfaces, such as gypsum boards, fine-grained repair mortar for walls, putty walls, plaster, MDF, concrete, and for horizontal and vertical surfaces (flat terraces, etc.). Strengthens and isolates old previously painted surfaces. Ideal undercoat for emulsion, acrylic and insulating paints. Ensures better adhesion and flow of the top coat. Impregnates and stabilizes alkaline surfaces. The number of coats depends on the type of the surface and its use. Almost odorless, user and environment friendly. Suitable as a primer for interior areas and in particular, for confined spaces. Ideal for the preparation of children's rooms, hospitals and schools.

COVERAGE	14±2m ² /L
FINISH	MATT
THINNING	30-100% WATER
DRYING TIMES	1-2 hours*
RECOATING TIMES	4-6 hours*
RECOMMENDED NUMBER OF COATS	1-2 coats
TOOLS	roller, brush or airless spray gun

* Lower temperatures or higher relative humidity will prolong drying and recoating times.

TECHNICAL CHARACTERISTICS

TYPE	COPOLYMER STYRENE-ACRYLIC	
SPECIFIC GRAVITY	TRANSPARENT	1,01 ±0,03g/cm ³
SOLIDS w/w (ISO 3251-03)	17±2 %	
VISCOSITY (ASTM D 562-05 @ 25°C)	KU 50±10	
pH	8.5±0.5	
ACCELERATED AGEING RESISTANCE (ASTM D 1849-03)	10/10 (1 month, 50°C)	
APPLICATION TEMPERATURE	min 5°C-max 30°C	

DIRECTIVE 2004/42/CE

EU Limit value for this product in a ready-to-use condition (cat A/h-Binding primers): 30 g/L (2010). This product contains max: 29 g/L VOC.

D.G.K. PELLACHROM RIZARI AREA -EDESSA-58200, GREECE

T: +30 23810 26868 **F:** +30 23810 27707

www.pellachrom.gr | info@pellachrom.gr

[Page 1 of 2]

PELLACHROM
DECORATIVE & MARINE COATINGS

TECHNICAL DATA SHEET

EDITION: SEPTEMBER 2023

A051 | **A51 PRIMER (FERM H₂O)**

REPLACES ALL EARLIER VERSIONS



SURFACE PREPARATION





Carefully prepare surface to obtain good results. Remove all weathered-peeled off coatings, dust, oils, salts and mildew. Surface must be clean and dry.

Dust and/or hazardous fumes are generated during dry grinding or flame cutting/ welding on previously painted surfaces. Treat by wet grinding only if necessary. Always works in a well-ventilated area. Use the appropriate respiratory protective devices.

Putty any surface defects. Prime locally with A51 PRIMER (FERM H₂O).

- ▶ New plaster, concrete, brick, cement (flat terraces):
Prime with A51 PRIMER (FERM H₂O) thinned up to 50% with water.
- ▶ New gypsum board or putty:
- ▶ Prime with A51 PRIMER (FERM H₂O) thinned from 50-100% with water.
- ▶ Old water-based or lime paints:
Prime with A51 PRIMER (FERM H₂O) thinned up to 100% with water.

INTENDED USE

	PLASTER
	CONCRETE/ CEMENT
	GYPSPUM BOARD/ PUTTY
	FLAT TERRACES

APPLICATION

- ▶ Stir well before and during application.
- ▶ Apply 1 coat of A51 PRIMER (FERM H₂O) thinned with water by 100%. In case of very absorbing surfaces, thin with water up to 50%.
- ▶ Properly thin to prevent the creation of a film on the surface. In case of absorbing surfaces, apply additional coats.
- ▶ Allow newly poured concrete to cure for 30 days, then prime with A51 PRIMER (FERM H₂O).

USEFUL INFORMATION

- ▶ Allow 30-40 days before coating new plaster or concrete.
- ▶ Do not paint when ambient temperature is below 5°C or if rain is expected.
- ▶ It can be tinted so that primed surfaces can be discerned.

PACKAGING

Containers of 1L, 5L and 10L.

STORAGE

Two (2) years if unopened and stored under normal storage conditions. Once opened, seal well and store in a closed place at room temperature between 5-30°C. Keep tightly closed after application for future use. Store in a cool place. Protect against freeze and direct sunlight.

CLEAN-UP / DISPOSAL

Keep your tools wet inside the can when not painting. Rub excess paint off your tools on the side of the can after paint application. Clean tools with hot water and soap immediately after use. Do not empty washing liquids into the water table. Always handle empty containers and product carefully. Do not pour leftover product down the drain. Strictly follow local, regional, national regulations and legislation on the disposal of products and empty containers.

HEALTH & SAFETY

Read carefully the safety instructions on the label. For more information, consult the Safety Data Sheet.



D.G.K. PELLACHROM RIZARI AREA -EDESSA-58200, GREECE

T: +30 23810 26868 **F:** +30 23810 27707

www.pellachrom.gr | info@pellachrom.gr

|Page 2 of 2|

PELLACHROM
DECORATIVE & MARINE COATINGS