

INCOVER

professional interior emulsion paint

- ultimate hiding power & brightness
- ideal for frequent use
- uniform matt finish

Interior emulsion paint, ideal for plaster, gypsum board, concrete, brick, etc. A cost effective and reliable solution for professionals. Ultimate hiding power. Suitable for painting and refreshing frequently repainted areas, such as public buildings, ceilings, warehouses. Excellent quality-price ratio.

COVERAGE	11±2m ² /L
FINISH	MATT
THINNING	10-20% WATER
DRYING TIMES	1-2 hours*
RECOATING TIMES	2-4 hours*
RECOMMENDED NUMBER OF COATS	1-2 coats*
TOOLS	roller, brush or airless paint sprayer

* Lower temperatures or higher relative humidity will prolong drying and recoating times.



TECHNICAL CHARACTERISTICS

TYPE	COPOLYMER PVA-VeOvA	
SPECIFIC GRAVITY	WHITE	1.57 ±0.05gr/cm ³
SOLIDS w/w (ISO 3251-03)		66±2 % *
SOLIDS w/v (ISO 3233-98)		53±3 % *
VISCOSITY (ASTM D 562-05 @ 25°C)		KU 115±10 *
APPLICATION VISCOSITY (ASTM D 562-05 @ 25°C)		KU 75±15 *
pH		8.40±0.3
HIDING POWER (ISO 3905)		96% 150µm wet film**
WHITENESS INDEX (ASTM E 313-05)		≥ 89
YELLOWNESS INDEX (ASTM E 313-05)		≤ 0.5
WASH/SCRUB RESISTANCE (EN ISO 11998))		CLASS 3
GLOSS (60°) (ISO 2813-99)		2.7±1 *
GLOSS (85°) (ISO 2813-99)		17±3 *
RECOMMENDED DRY FILM THICKNESS		65µm (±5µm) / 2 coats
ACCELERATED AGEING RESISTANCE (ASTM D 1849-03)		10/10 (1 month, 50°C)
APPLICATION TEMPERATURE		min 5°C-max 30°C

*differs depending on the shade.
 **valid only for white.

REGULATION 2004/42/CE

EU Limit value for this product in a ready-to-use condition (cat A/a: Interior matt walls and ceilings (Gloss <25@60°): 30 g/L (2010). This product contains max: 29 g/L VOC.

TECHNICAL DATA SHEET

EDITION: JULY 2019
A010 | **INCOVER**
REPLACES ALL EARLIER VERSIONS

PAINTS & PRIMERS
FOR
INTERNAL WALLS




A₁

SURFACE PREPARATION

Carefully prepare surface to obtain good results. Surface must be clean, dry and free from loose or flaking material, dust, oils and salts.

- ▶ **Surfaces on sound condition:**
Apply 2 coats of INCOVER.
- ▶ **New plaster, concrete, brick, cement:**
Prime with FERM (H₂O) or FERM 500. Apply 2 coats of INCOVER.
- ▶ **New gypsum board or putty:**
Prime with FERM (H₂O) or FERM 500. Apply 2 coats of INCOVER.
- ▶ **Old water-based or lime paints:**
Prime with FERM (H₂O) thinned up to 50% with water. Apply 2 coats of INCOVER.

INTENDED USE

	PLASTER
	CONCRETE / CEMENT
	GYPSPUM BOARD / PUTTY

APPLICATION

- ▶ Stir well before use and during application.
- ▶ Allow newly poured concrete to cure for 30 days, then prime with FERM (H₂O) before painting with INCOVER.

USEFUL INFORMATION

- ▶ Allow 30-40 days before coating new plaster or concrete.
- ▶ Do not paint when ambient temperature is below 5°C or over 35°C.
- ▶ Tint with BASICTOUCH base emulsion paints.

PACKAGING

- ▶ White. Containers of 3L and 9L.
- ▶ White tinted to create thousands of different colour tints with our COLORTOUCH Tinting System. To ensure product quality, always add COLORTOUCH COLORANTS to D.G.K. Pellachrom Tinting System to create the tint of your choice.

STORAGE

2 years if unopened and stored under normal storage conditions. Once opened, seal well and store in a closed place at room temperature between 5-30°C. Keep tightly closed after application for future use. Store in a cool place. Protect against freeze and direct sunlight.

CLEAN-UP / DISPOSAL

Keep your tools wet inside the can when not painting. Rub excess paint off your tools on the side of the can after paint application. Clean tools with hot water and soap immediately after use. Do not empty washing liquids into the water table. Always handle empty containers and product carefully. Do not pour leftover product down the drain. Strictly follow local, regional, national regulations and legislation on the disposal of products and empty containers.

HEALTH & SAFETY

Read carefully the safety instructions on the label. For more information, consult the Safety Data Sheet.

