

TECHNICAL DATA SHEET

EDITION: JANUARY 2021
A011 | **INCOVER SATIN**
REPLACES ALL EARLIER VERSIONS



INCOVER SATIN

professional interior satin
emulsion paint

- uniform velvet finish
- withstands frequent washing
- excellent spreading capacity & high coverage

Satin emulsion paint suitable for interior surfaces. Excelling uniform spreading. Suitable for plaster, concrete, gypsum board, wood etc. after careful surface preparation. Ideal for puttied surfaces. An easy to use paint with high coverage. Comes in excelling ultra-pure white and in vivid, long lasting shades. Excellent finish with outstanding resistance to frequent washing with strong detergents, the yellowing effects of smoking and adverse weather conditions. Excellent quality-price ratio.

COVERAGE	12±2m ² /L
FINISH	SATIN
THINNING	5-15% WATER
DRYING TIMES	1-2 hours*
RECOATING TIMES	3-5 hours*
RECOMMENDED NUMBER OF COATS	1-2 coats*
TOOLS	roller, brush or airless paint sprayer

* Lower temperatures or higher relative humidity will prolong drying and recoating times.



TECHNICAL CHARACTERISTICS

TYPE	COPOLYMER PVA-VeO ₂ Va	
SPECIFIC GRAVITY	WHITE	1.30 ±0.05gr/cm ³
SOLIDS w/w (ISO 3251-03)		55±2 %
SOLIDS w/v (ISO 3233-98)		43±3 %
VISCOSITY (ASTM D 562-05 @ 25°C)		KU 105±10
APPLICATION VISCOSITY (ASTM D 562-05 @ 25°C)		KU 75±15
pH		8.10±0.3
HIDING POWER (ISO 3905)		96% 150µm wet film**
WHITENESS INDEX (ASTM E 313-05)		≥ 89
YELLOWNESS INDEX (ASTM E 313-05)		≤ 0.5
WASH/SCRUB RESISTANCE (ASTM D 2486-06)		>9.000 movements
GLOSS (60°) (ISO 2813-99)		11.5±1
GLOSS (85°) (ISO 2813-99)		65±5
RECOMMENDED DRY FILM THICKNESS		65µm (±5µm) / 2 coats
ACCELERATED AGEING RESISTANCE (ASTM D 1849-03)		10/10 (1 month, 50°C)
APPLICATION TEMPERATURE		min 5°C-max 30°C

*differs depending on the shade.

**valid only for white.

DIRECTIVE 2004/42/CE

EU Limit value for this product in a ready-to-use condition (cat A/a: Interior matt walls and ceilings (Gloss <25@60°): 30 g/L (2010). This product contains max: 29 g/L VOC.

TECHNICAL DATA SHEET

EDITION: JANUARY 2021
A011 | **INCOVER SATIN**
REPLACES ALL EARLIER VERSIONS






SURFACE PREPARATION

Carefully prepare surface to obtain good results. Surface must be clean, dry and free from loose or flaking material, dust, oils and salts.

- ▶ **Surfaces on sound condition:**
Apply 2 coats of INCOVER SATIN.
- ▶ **New plaster, concrete, brick, cement:**
 - Prime with FERM (H₂O) or FERM 500. Apply 2 coats of INCOVER SATIN.
- ▶ **New gypsum board or putty:**
 - Prime with FERM (H₂O) or FERM 500. Apply 2 coats of INCOVER SATIN.
- ▶ **Old water-based or lime paints:**
Prime with FERM (H₂O) thinned up to 50% with water. Apply 2 coats of INCOVER SATIN.

INTENDED USE

	PLASTER
	CONCRETE / CEMENT
	GYPSPUM BOARD / PUTTY

APPLICATION

- ▶ Stir well before use and during application.
- ▶ Allow newly poured concrete to cure for 30 days, then prime with FERM (H₂O) before painting with INCOVER SATIN.

USEFUL INFORMATION

- ▶ Allow 30-40 days before coating new plaster or concrete.
- ▶ Do not paint when ambient temperature is below 5°C or over 35°C.
- ▶ Tint with BASICTOUCH base emulsion paints.

PACKAGING

- ▶ White. Containers of 3L and 10L.
- ▶ White tinted to create thousands of different colour tints with our COLORTOUCH Tinting System. To ensure product quality, always add COLORTOUCH COLORANTS to D.G.K. Pellachrom Tinting System to create the tint of your choice.

STORAGE

Two (2) years if unopened and stored under normal storage conditions. Once opened, seal well and store in a closed place at room temperature between 5-30°C. Keep tightly

closed after application for future use. Store in a cool place. Protect against freeze and direct sunlight.

CLEAN-UP / DISPOSAL

Keep your tools wet inside the can when not painting. Rub excess paint off your tools on the side of the can after paint application. Clean tools with hot water and soap immediately after use. Do not empty washing liquids into the water table. Always handle empty containers and product carefully. Do not pour leftover product down the drain. Strictly follow local, regional, national regulations and legislation on the disposal of products and empty containers.

HEALTH & SAFETY

Read carefully the safety instructions on the label. For more information, consult the Safety Data Sheet.

